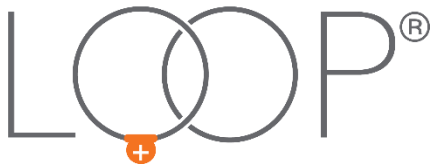


ASSISI



Toll Free 866-830-7342
415-814-2460

www.assisianimalhealth.com
info@assisianimalhealth.com

FREQUENTLY ASKED QUESTIONS – Veterinary Professionals

What is the Assisi Loop® 2.0 and tPEMF®?

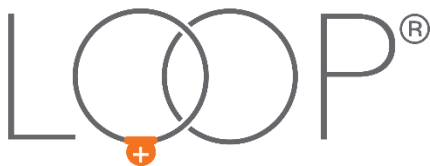
The Assisi Loop 2.0 uses low-level pulses of electromagnetic energy to reduce inflammation and pain, and to accelerate healing. The Loop is a targeted Pulsed Electromagnetic Field Therapy (tPEMF™) device that is portable and easy to use, and can be used at the clinic or in the home/stable to supplement in-office treatments. Use of the Assisi Loop 2.0 will not interfere with existing standard treatment procedures or pain management programs. It is effective in combination with laser therapy, acupuncture, chiropractic treatments, and pain and inflammation medications.

Assisi Animal Health offers two models of the Loop in two sizes. Which one should I purchase?

The Assisi Loop 2.0 Manual is the model most pet owners prefer. This portable device is easy to use. The Assisi Loop 2.0 Manual is an effective at-home treatment for a variety of conditions and it is available in 2 sizes: 20 cm (7.5 inches) and 10 cm (4 inches). The smaller Loop is designed for easier application when treating extremities, small animals, and/or conditions that are small or focused in an area less than 4 inches in diameter. We recommend that you use the Assisi Loop for 15 minutes at a time. As such, the Assisi Loop 2.0 Manual shuts itself off after 15 minutes. You won't need to set a timer and you won't have to remember to turn the device off after the treatment is completed. The Assisi Loop 2.0 Manual offers a minimum of 150 15-minute treatments.

The Assisi Loop 2.0 Auto-Cycle is designed to treat acute conditions such as post-surgical healing and post-traumatic wound care. The Auto-Cycle is pre-programmed to treat these conditions continuously over a period of several days or more (up to 2-3 weeks). The field penetrates through casts and wound dressings. As such, if you have an animal with an acute condition, you can affix the Loop with vet wrap, integrate it with the wound dressing, or attach it to clothing/blankets that the animal may be wearing. The automatic program will treat for 15 minutes every two hours (which is the optimum treatment protocol for acute conditions such as post-surgical and post-traumatic wound healing). After the first 15-minute treatment, the Loop will go to "sleep" for 1 hour and 45 minutes. It will cycle through this treatment protocol until it has been turned off manually. The Assisi Loop 2.0 Auto-Cycle is also available in 2 sizes and offers a minimum of 100 15-minute treatments.

Assisi Animal Health manufactures and distributes the Assisi Loop, an FDA cleared NPAID—Non-Pharmaceutical Anti-Inflammatory Device. The Loop is a first-line and adjunct therapy for managing persistent pain and inflammatory conditions.



FREQUENTLY ASKED QUESTIONS – Veterinary Professionals

What is the recommended treatment protocol?

Assisi Animal Health has published a Clinical Use Guide that offers over 40 treatment protocols for almost 300 canine and feline diagnoses and clinical applications. This guide is available on our website for veterinary professionals who log-in with their license number. It is also available as an app that you may download on any of your handheld devices for immediate access at your fingertips.

In general, we recommend that you start with a loading dose of a minimum of 2 to 4 15-minute treatments per day for acute and chronic or degenerative conditions.

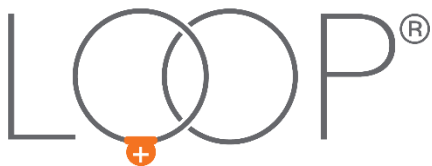
When treating acute conditions with an Assisi Loop 2.0 Auto-Cycle, it is recommended that treatments begin immediately and that the Loop is left on Auto-Cycle mode for anywhere from 48 hours to two weeks. This also depends on the animal's progress. When treating post-surgically, treatment can begin immediately after the operation and should continue until the surgical site is healed.

For chronic or degenerative conditions, we recommend that you continue with 2 to 4 treatments per day for 2 to 4 weeks and monitor the animal until you see improved mobility and less pain response. Again, you can taper down to 1 or 2 treatments per day or even 1 to 3 treatments per week. With some chronic and degenerative conditions, the patient may get to the point that they would only be treated as needed for pain, particularly if it is a condition that is prone to flare-ups.

Ultimately, you want to consider that the Assisi Loop 2.0 is catalyzing the anti-inflammatory cascade as well as accelerating the body's own healing properties. We rely on you to assess the animal and to work with the pet owner on the best treatment protocols for each case.

Can I use the Loop the same day as laser or acupuncture?

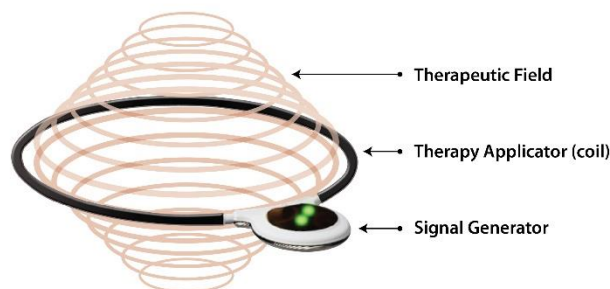
Absolutely. There are no contraindications with other modalities, and the Loop is actually a perfect take-home treatment for pet owners to continue healing between laser or acupuncture treatments. However, given that the Loop and other treatment modalities have different mechanisms of action, we recommend that you allow 2 hours between treatments to be certain that each treatment is able to operate at its fullest efficacy.



FREQUENTLY ASKED QUESTIONS

What is the therapy field like? How large, what shape, etc.?

Treatment depth is approximately 2/3 the diameter of the applicator extending out on either side. For the larger Loop, the treatment field extends approximately 4.5-5 inches out on either side of the 20 cm (7.5 inch) applicator; for the smaller Loop, the field extends 2.5-3 inches out on either side of the 10 cm (4 inch) applicator.



Can the Loop be used around metal?

The Loop's signal may be distracted or weakened if you are using it near metal, such as in a metal kennel, as part of a metal brace, or on a bed with metallic coils. Therefore, we advise that you make sure there is a distance of 4-5 inches from the Loop to the metal so that you'll get the best possible treatment. When treating inside or over a metal surface, you may choose to place a bolster and/or a thick pad over the surface to allow for this distance.

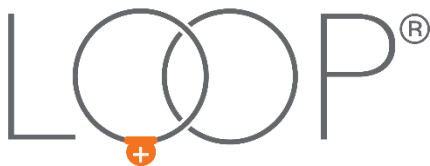
Can the Loop be used over metal implants in my pet?

Yes. There are no magnetic induction effects from the Loop's signal on veterinary surgical implants, which are made of non-magnetic materials, and the size of veterinary implants are not sufficient to significantly distract, weaken or otherwise adversely affect the therapeutic effect of the Loop's signal.

Can the Loop be used on a pet with a pacemaker or other implanted medical electronic devices?

The FDA recommends against using the human version of the Loop over tissue known to contain implanted electrical leads, such as pacemakers. As such, we recommend against applying the Loop to animals who have pacemakers.

If you are a pet owner with a pacemaker or other implanted medical device, when holding and treating your animal with the Loop, you should position the Loop *BELOW YOUR WAIST (if you have a pacemaker), or at least six inches away from the implanted device.*



FREQUENTLY ASKED QUESTIONS – Veterinary Professionals

Can the Loop be used on an animal that has cancer?

Unlike diathermy, targeted pulsed electromagnetic field therapy (tPEMF) has no contraindication for the treatment of patients with cancer or for post-cancer surgical healing. To the contrary, much of the human clinical trial work that has been done has been for post-mastectomy reconstruction patients.

There is a misconception about angiogenesis and cancer, in part due to the development of 'anti-angiogenic' therapies in oncology. tPEMF has a pro-angiogenic effect but this is different from the angiogenesis of tumors. The angiogenic activity is not normal in tumors as the blood vessels, called tortuous vessels, are poorly formed. tPEMF delivered via the Assisi Loop 2.0 accelerates ongoing anti-inflammatory processes, one outcome of which is the healthy growth of new blood vessels and normal tissue regeneration.

tPEMF has been used in peer-reviewed human clinical trials on patients undergoing reconstructive surgery post-cancer with no adverse effects of any kind (Rohde et al., Plastic and Reconstructive Surgery 2012). FDA has reviewed these studies and the FDA clearance for the human product does not carry a contraindication for treating cancer sites.

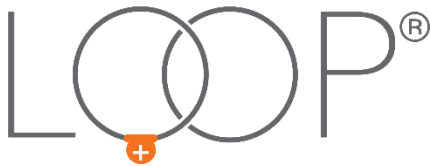
How do most vets distribute the Loop - on overnight take-homes, renting, or selling?

Each veterinary professional will decide the best use of the Loop for their practice, but in our experience, most sell the Loop to clients. This is what sets the Loop apart from many of their other treatment options. Pet owners are able to treat their animals in the comfort of their own home between visits with their veterinary professional.

Some veterinary professionals rent the Loop by the treatment or by the day. They may choose to send it home for acute conditions or to allow the pet owner time to evaluate the Loop for chronic conditions. Many pet owners who are treating chronic conditions decide they want the Loop for long-term use. As such, we recommend that you credit any rental fees toward the purchase price of the Loop.

How long will a Loop last?

The Assisi Loop 2.0 Manual offers a minimum of 150 15-minute treatments. The Assisi Loop 2.0 Auto-Cycle offers a minimum of 100 15-minute treatments. The life of the Loop depends on the battery. You're likely to get more than the minimum number of treatments noted above if



FREQUENTLY ASKED QUESTIONS – Veterinary Professionals

you allow the Loop to recharge for 2 hours after every 15-minute treatment. At this time, there is no way to recharge or replace the battery. One Assisi Loop 2.0 can last anywhere from 3 weeks to 6 months, depending on the condition being treated and the number of treatments required per day.

Why can the batteries not be recharged or replaced?

There is a medical and a regulatory basis for the Loop's sealed case. As a condition for clearing the Loop as a medical device, the FDA required that it be able to deliver its patented, therapeutic waveform consistently over its entire design life of 150 treatments. Sealing all of its

operating components inside the case—the applicator connections to the circuit board, signal generator, microprocessor, power supply and the battery—provided the FDA with the required assurance of signal integrity. Breaking the case seal for any reason renders the device non-compliant with the conditions of its 510(k) clearance.

How do I dispose of the Loop?

You can take the Loop to any store that offers electronics recycling such as Staples or Office Max. This will allow for responsible disposal of the lithium batteries as well as the copper wire.

I have a problem with my Loop. What should I do?

Assisi Animal Health guarantees the quality of its products. If you believe your Loop has a factory defect, please call our offices at 866-830-7342. If the Loop is defective, we will gladly replace it.